



# Série de portadas HP





# Série de portadas HP



A **PORTALEX ALUMÍNIO SA** dedica-se à extrusão de perfis de alumínio de secções variadas, com maior ou menor complexidade, consoante as necessidades dos clientes.

A extrusão de alumínio permite toda a liberdade de concepção em termos de design, de forma a ir de encontro às diferentes necessidades.

Diferentes ligas e ciclos de tratamento térmico, conferem ao produto final distintas propriedades mecânicas, pelo que uma boa definição inicial de características é essencial.

A Série de **portadas HP** é o resultado da experiência acumulada em colaboração com os nossos clientes e responde, de uma forma prática e eficaz, ao mercado.

Desenvolvida a partir de conceitos de flexibilidade e standardização, esta série de perfis complementa-se com uma vasta gama de acessórios e equipamentos existentes no mercado da especialidade.

Na linha das portadas tradicionais, a série contém diversas soluções estéticas, técnicas e funcionais que constituem opções diferenciadas em função do meio envolvente, e das características regionais específicas.



O presente catálogo apresenta uma nova imagem e organização, incluindo novos perfis e soluções, e que permitem uma consulta mais acessível e funcional.



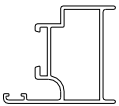
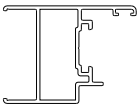
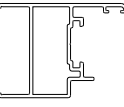
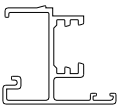
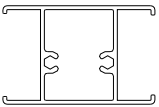
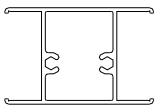
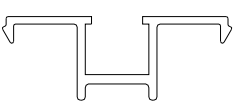
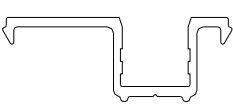


## Índice



- Apresentação e caracterização 01
- Índice geral 02
- Índice visual 03
  
- Perfis
  - . Aros 08
  - . Compensadores 10
  - . Dobradiças 11
  - . Lamelas 13
  - . Travessas 16
  
- Divulgação novos perfis

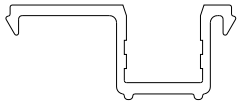



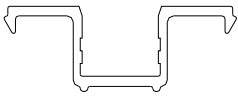

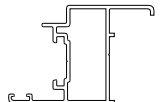



# Série de portadas HP



Desenho Referência	Designação	Peso [Kg/m]	Área Trat. [m <sup>2</sup> /m]	M. Inércia [cm <sup>4</sup> ]	Pág.
 <b>P03992</b>	Aro	0,659	0,230		08
 <b>P03993</b>	Folha	0,722	0,264		08
 <b>P03994</b>	Folha	0,747	0,276		08
 <b>P03995</b>	Postiço	0,643	0,294		12
 <b>P03996</b>	Travessa	0,793	0,245		16
 <b>P03997</b>	Travessa	0,775	0,238		16
 <b>P03998</b>	Compensador	0,236	0,135		10
 <b>P03999</b>	Compensador	0,245	0,130		10
 <b>P04000</b>	Travessa	1,209	0,335		16
 <b>P04001</b>	Travessa	1,192	0,329		16

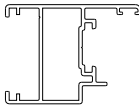
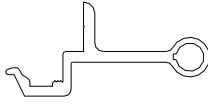
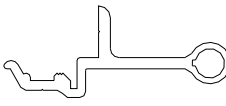
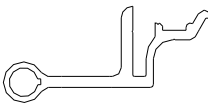
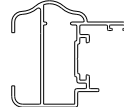
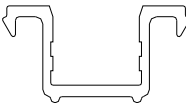
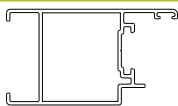
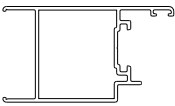
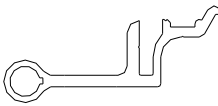
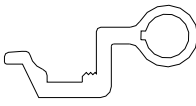
# Série de portadas HP



Desenho Referência	Designação	Peso [Kg/m]	Área Trat. [m <sup>2</sup> /m]	M. Inércia [cm <sup>4</sup> ]	Pág.
 <b>P04064</b>	Compensador	0,229	0,121		10
 <b>P04065</b>	Remate	0,195	0,112		12
 <b>P04066</b>	Redutor	0,230	0,136		10
 <b>P04067</b>	Redutor	0,209	0,112		10
 <b>P04068</b>	Compensador	0,245	0,129		10
 <b>P04069</b>	Compensador	0,229	0,121		10
 <b>P04084</b>	Aro	0,709	0,258		08
 <b>P04085</b>	Dobradiça	0,641	0,140		12
 <b>P04086</b>	Dobradiça	0,655	0,146		12
 <b>P04114</b>	Aro	0,767	0,286		08

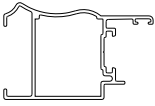
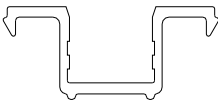

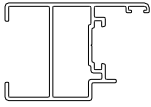

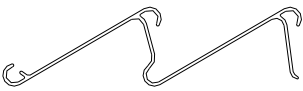

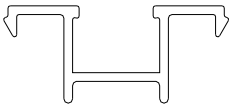


# Série de portadas HP



Desenho Referência	Designação	Peso [Kg/m]	Área Trat. [m <sup>2</sup> /m]	M. Inércia [cm <sup>4</sup> ]	Pág.
 <b>P04183</b>	Aro	0,764	0,287		09
 <b>P04187</b>	Dobradiça	1,093	0,222		11
 <b>P04188</b>	Dobradiça	1,143	0,234		11
 <b>P04189</b>	Dobradiça	1,161	0,241		11
 <b>P04193</b>	Folha	0,855	0,301		09
 <b>P04236</b>	Compensador	0,203	0,108		10
 <b>P04247</b>	Folha	0,892	0,309		09
 <b>P04248</b>	Folha	0,869	0,298		09
 <b>P04250</b>	Dobradiça	1,097	0,230		11
 <b>P04253</b>	Dobradiça	0,612	0,132		12

# Série de portadas HP

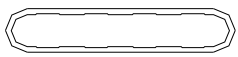
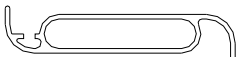



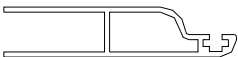

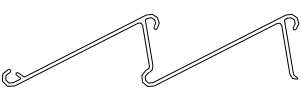



Desenho Referência	Designação	Peso [Kg/m]	Área Trat. [m <sup>2</sup> /m]	M. Inércia [cm <sup>4</sup> ]	Pág.
 <b>P04403</b>	Folha	0,978	0,320		09
 <b>P04426</b>	Compensador	0,228	0,121		10
 <b>P04427</b>	Compensador	0,229	0,121		10
 <b>P04939</b>	Folha	0,802	0,304		08
 <b>P05023</b>	Lamela	0,290	0,101		13
 <b>P05041</b>	Lamela	0,607	0,404		14
 <b>P05055</b>	Compensador	0,449	0,217		10
 <b>P05606</b>	Compensador	0,204	0,123		10
 <b>P05822</b>	Aro	0,562	0,191		09
 <b>P22335</b>	Lamela	0,774	0,408		14

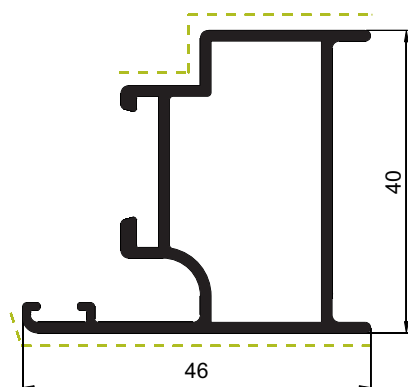


# Série de portadas HP



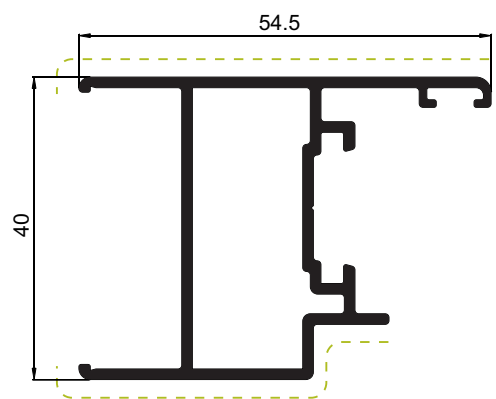
Desenho Referência	Designação	Peso [Kg/m]	Área Trat. [m <sup>2</sup> /m]	M. Inércia [cm <sup>4</sup> ]	Pág.
 <b>P22418</b>	Lamela	0,308	0,105		13
 <b>P22514</b>	Lamela	0,446	0,174		13
 <b>P23361</b>	Lamela	0,723	0,409		14
 <b>P23519</b>	Lamela	0,528	0,196		13
 <b>P23831</b>	Lamela	0,485	0,172		13
 <b>P23881</b>	Lamela	0,415	0,190		10
 <b>P23952</b>	Lamela	0,512	0,410		15
 <b>P24308</b>	Lamela	0,558	0,343		15
 <b>P51612</b>	Barra	0,233	0,077		12

# Série de portadas HP



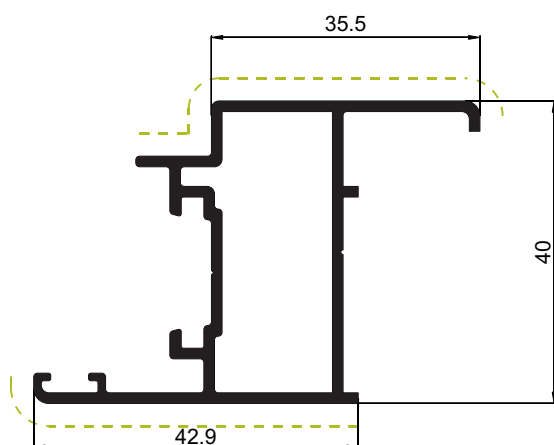
P03992

Aro Fixo



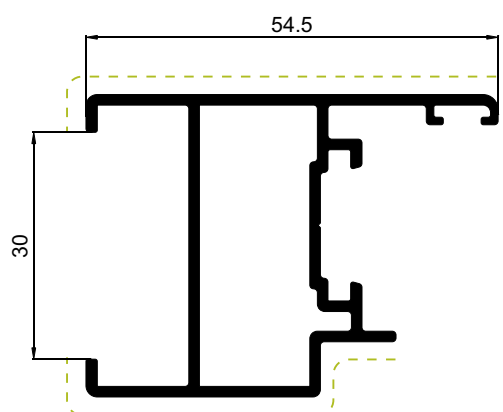
P03993

Aro móvel



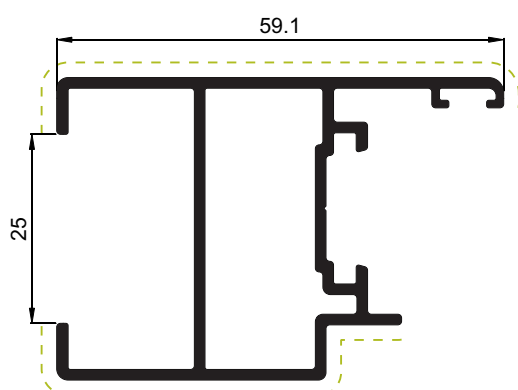
P04084

Aro Fixo



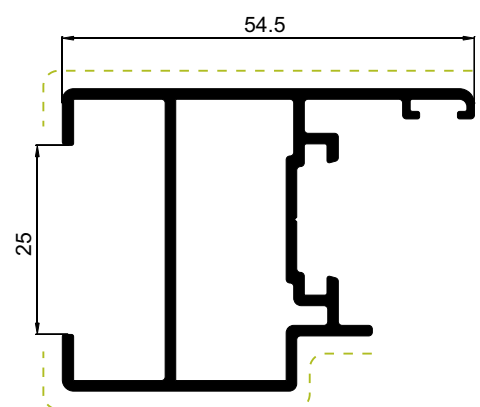
P03994

Aro móvel



P04939

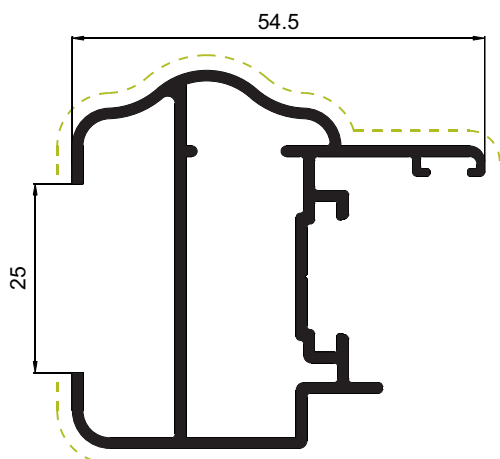
Folha



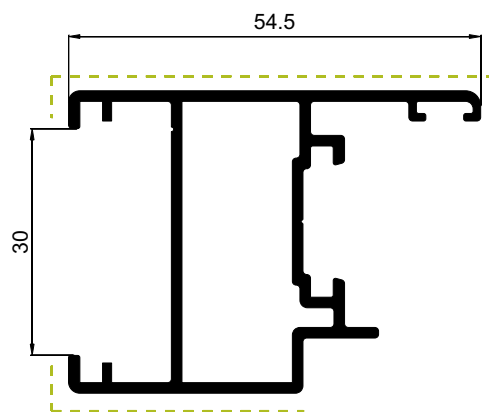
P04114

Aro móvel

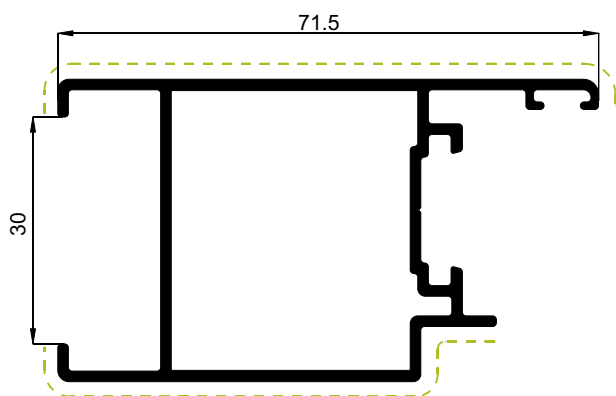
# Série de portadas HP



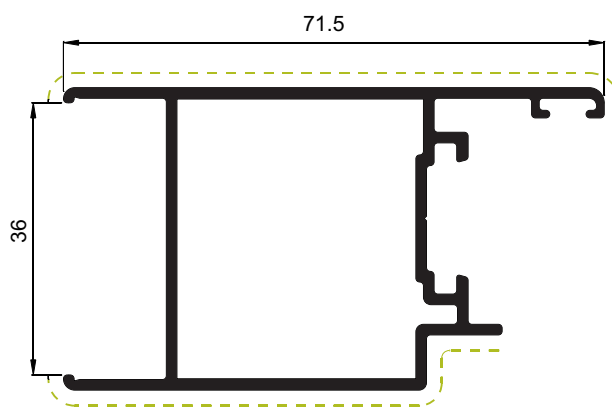
**P04193** Aro móvel



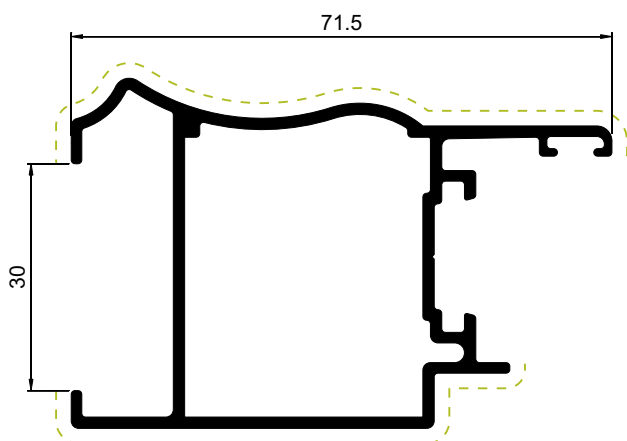
**P04183** Aro móvel



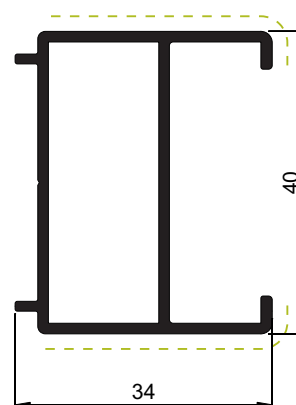
**P04247** Aro móvel



**P04248** Aro móvel



**P04403** Aro móvel



**P05822** Aro Grelhas

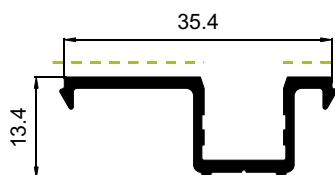
# Série de portadas HP



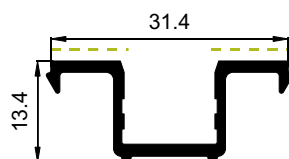
**P03998** Compensador P22418



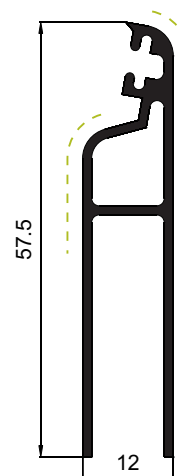
**P04068** Compensador 36



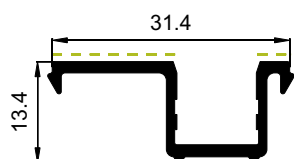
**P03999** Compensador P22514



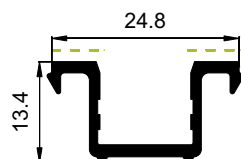
**P04069** Compensador P23519



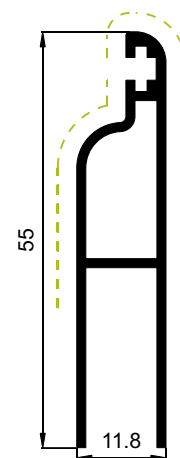
**P05055** Compensador P23519



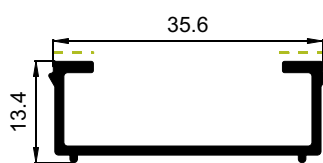
**P04064** Compensador P22514



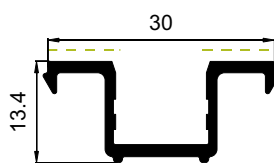
**P04236** Compensador 25



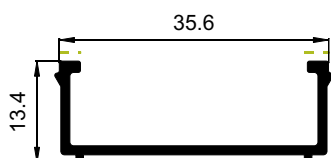
**P23881** Compensador P23831



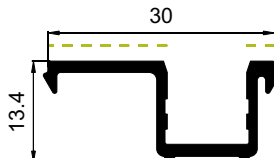
**P04066** Redutor 36/25



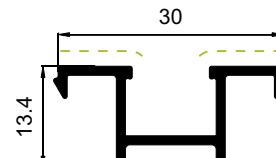
**P04426** Compensador 30



**P04067** Redutor 36/30

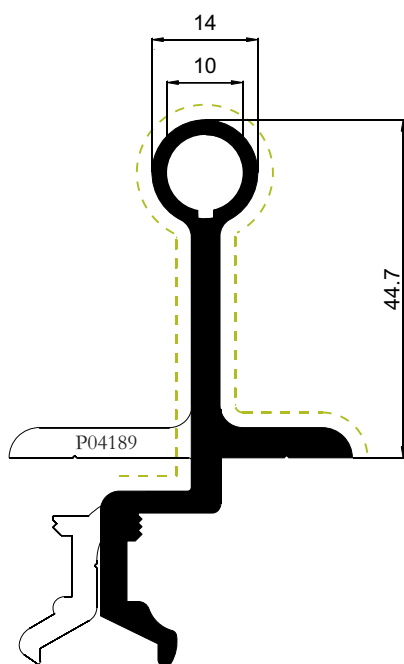


**P04427** Compensador P22514

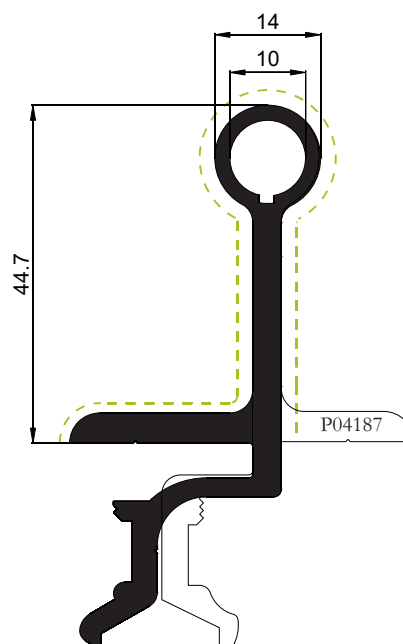


**P05606** Compensador

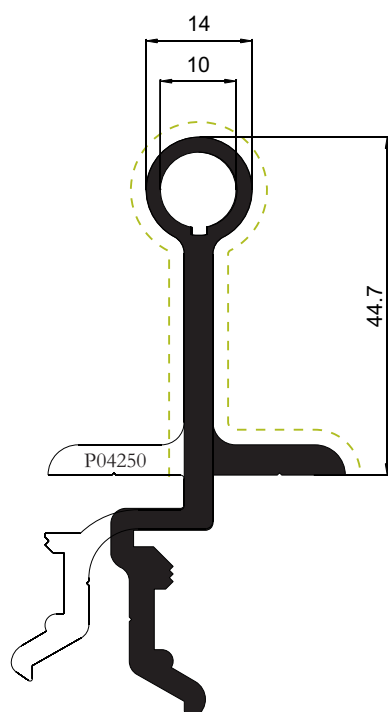
# Série de portadas HP



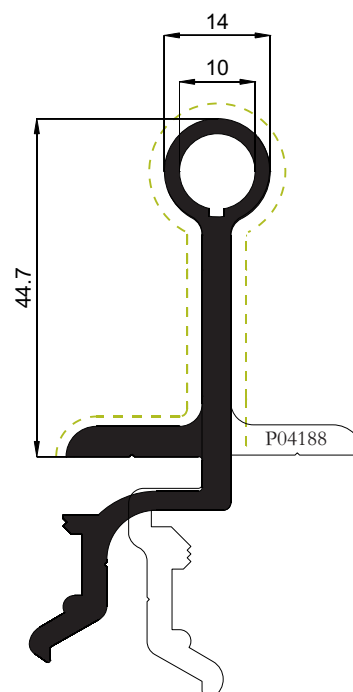
**P04187** Dobradiça Fixa



**P04189** Dobradiça Móvel

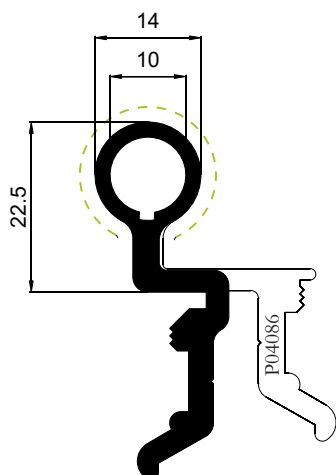


**P04188** Dobradiça Fixa

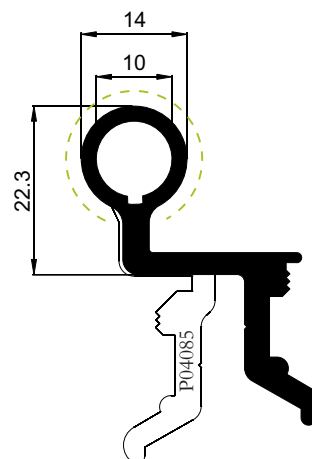


**P04250** Dobradiça Móvel

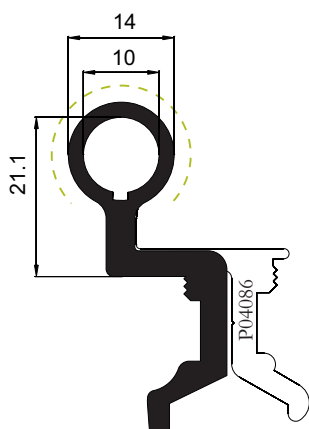
# Série de portadas HP



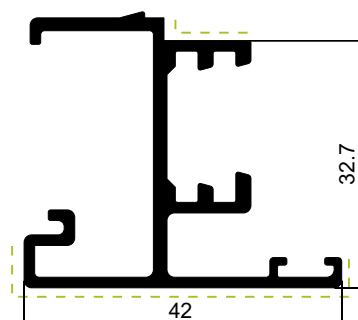
**P04085** Dobradiça Fixa



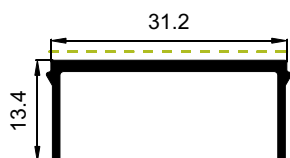
**P04086** Dobradiça Móvel



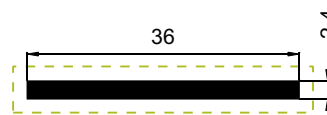
**P04253** Dobradiça Fixa



**P03995** Postiço central

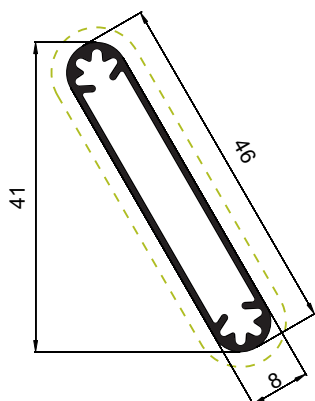


**P04065** Remate Travessa

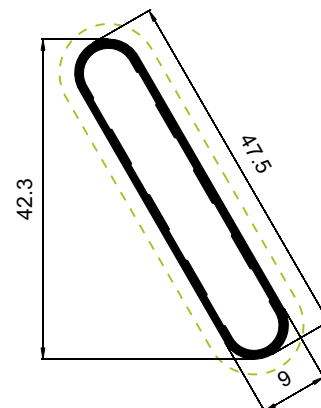


**P51612** Barra

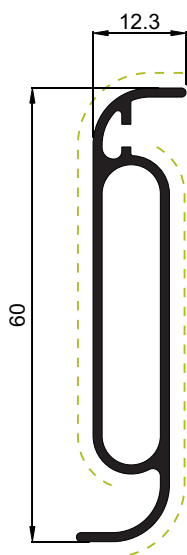
# Série de portadas HP



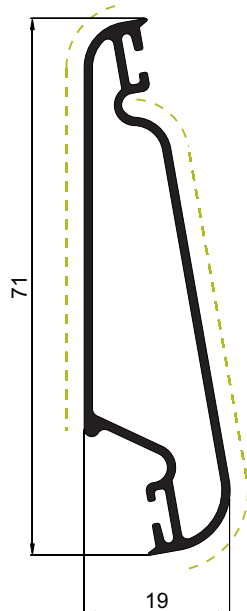
**P05023** Lamela Fixa Tapa-Sol



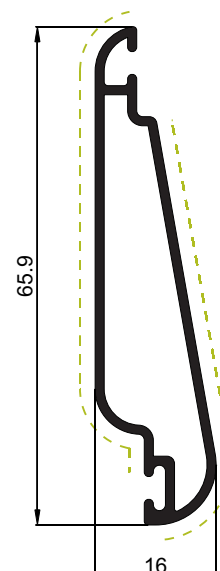
**P22418** Lamela Fixa



**P22514** Lamela Móvel

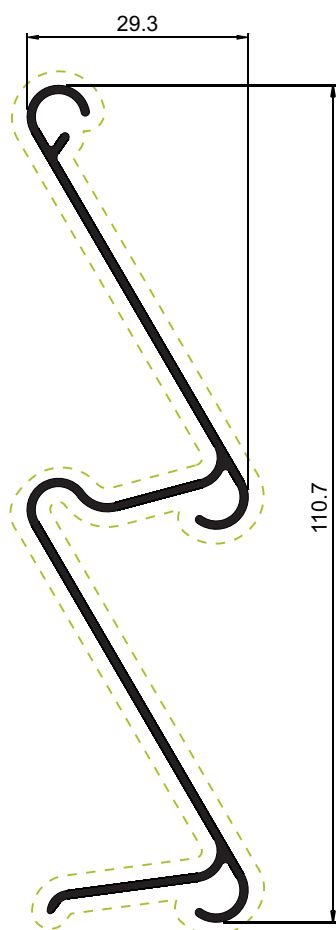


**P23519** Lamela Móvel



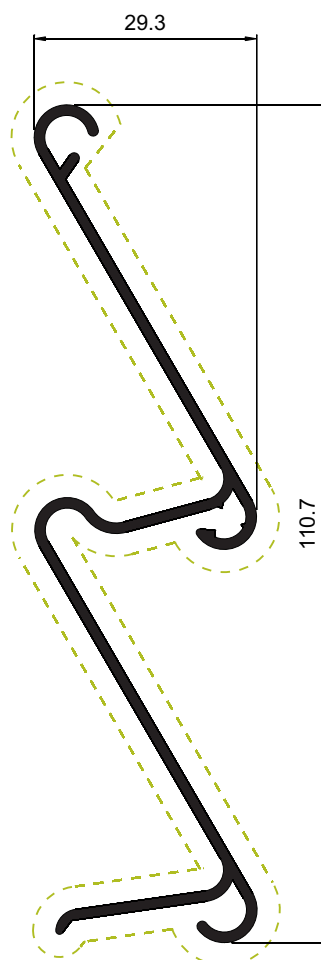
**P23831** Lamela Móvel

# Série de portadas HP



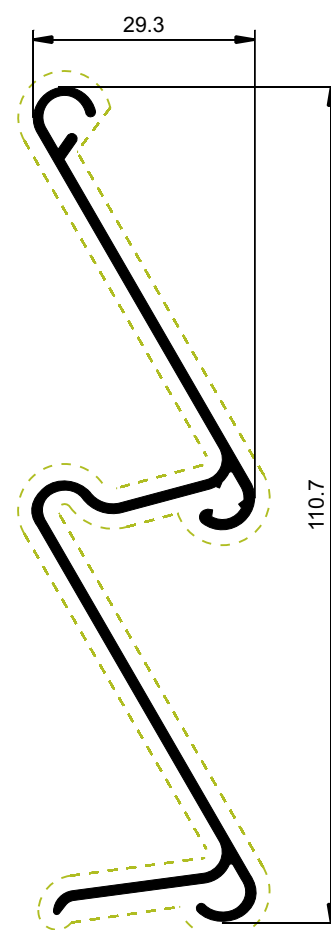
P05041

Lamela Fixa



P22335

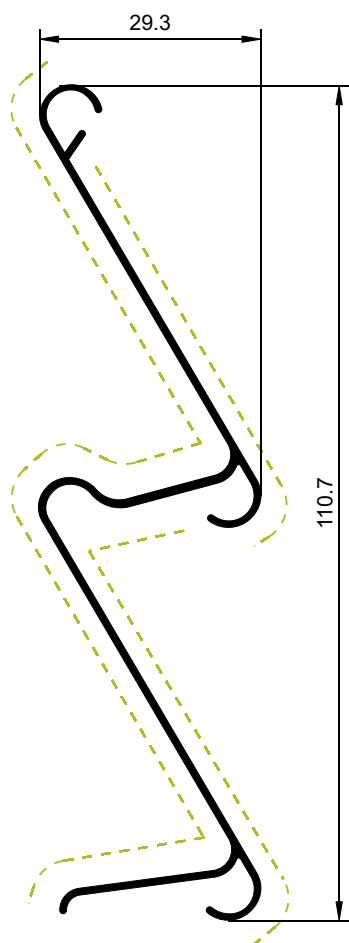
Lamela Fixa



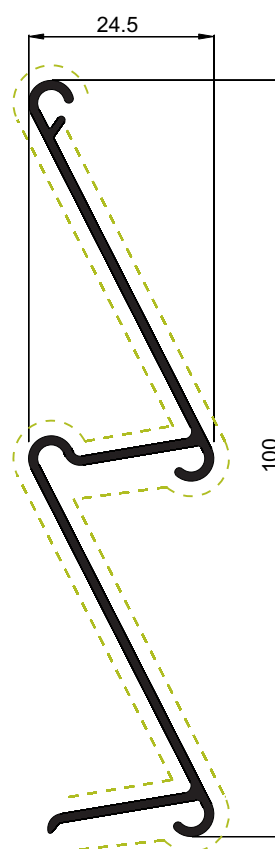
P23361

Lamela Fixa



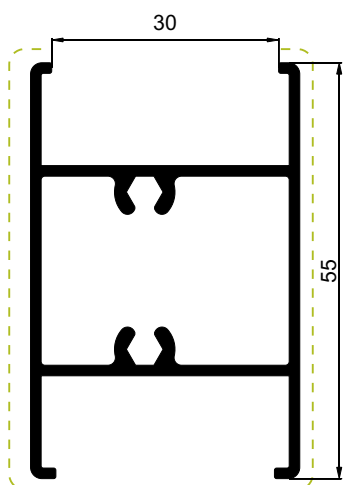


**P23952** Lamela Fixa



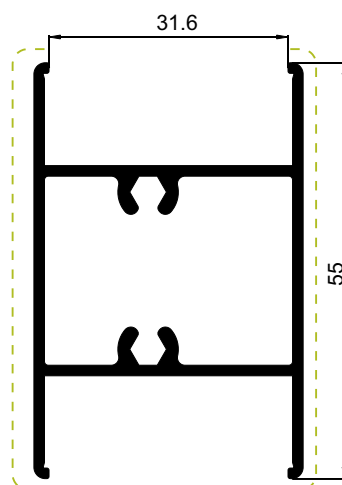
**P24308** Lamela Fixa

# Série de portadas HP



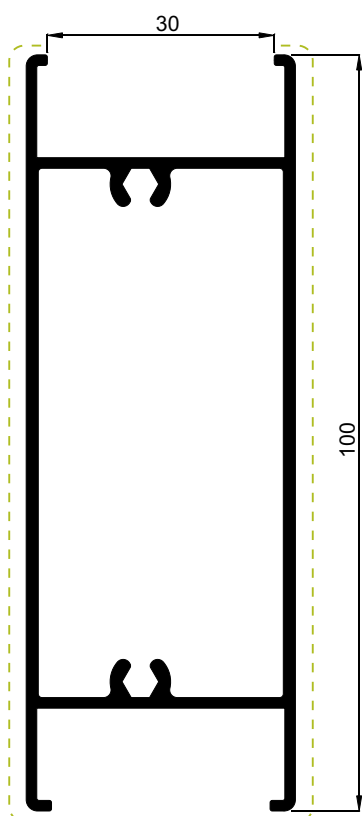
P03996

Travessa



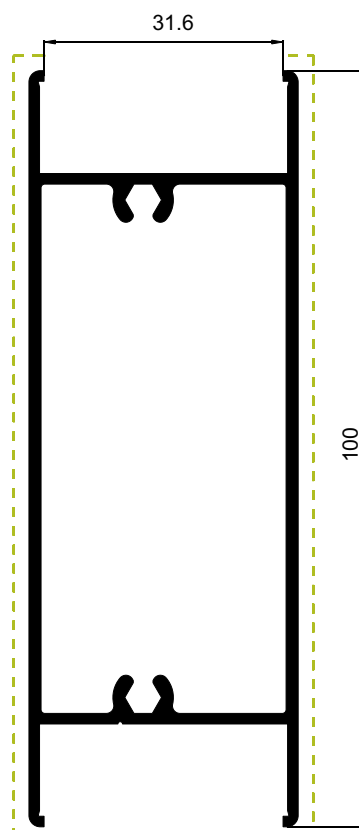
P03997

Travessa



P04000

Travessa



P04001

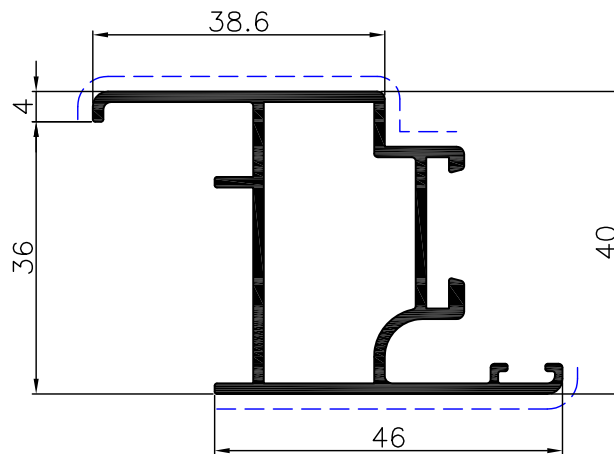
Travessa

**PORTALEX ALUMÍNIO SA**

Travessas

Catálogo  
02\_3.11

16



Aro fixo aba rematar

**P06448**

0,746 Kg/m 0.278 m<sup>2</sup>/m

I<sub>x</sub> cm<sup>4</sup> 6.32 I<sub>y</sub> cm<sup>4</sup> 5.54





Este catálogo poderá ser sujeito a alterações por motivos técnicos, sem aviso prévio.  
Qualquer encomenda deverá ser sujeita a confirmação com os nossos serviços.

**PORTALEX ALUMINIO SA**

**Sede:**

Estrada de São Marcos, nº 23  
2735-521 CACÉM - PORTUGAL  
Tel.: (+351) 21 041 25 00  
Fax: (+351) 21 041 25 28  
Fax comercial: (+351) 21 041 25 07  
website: <http://www.portalex.eu>

**Actividades de Valor Acrescentado:**

Rua da República da Coreia, nº 12  
2710-705 SINTRA - PORTUGAL  
Tel.: (+351) 21 041 25 00  
Fax: (+351) 21 041 25 28  
Fax comercial: (+351) 21 041 25 07  
Website: <http://www.portalex.eu>

Contribuinte Nº 500 396 361  
Reg. Comercial de Sintra Nº 1709  
Capital Social 1.483.850,00 €